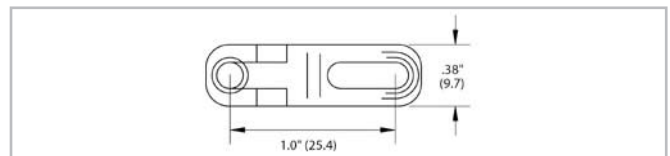
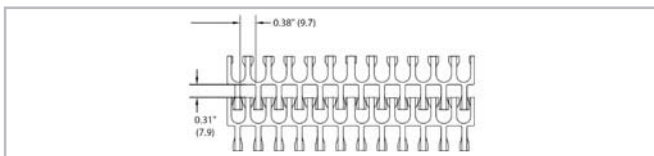



HabasitLINK® IS610-R (Radius Flush Grid)



Description

- 1 inch pitch
- Belt turning radius equals 2.2 times the nominal belt width up to 24 inches (609.6 mm)
- Belt turning radius equals 2.5 times the nominal belt width over 24 inches (609.6 mm)
- 72% open area
- Food approved materials
- Bi-directional
- Connecting rod diameter = 0.156 inch (4.0 mm)
- Standard belt width increments = 3 inch (76.2 mm) nominal, starting from 6 inches (152.4 mm)
- Non-standard widths available in 1/2 inch (12.7 mm) increments starting at 3 inches (76.2 mm) upon request
- Material selection may affect belt width — please contact your local partner for actual dimensions



Belt data

Belt material		PP	POM	Nylon (PA 66)
Rod material		Nylon (PA)		
Nominal tensile strength F_N in curve ⁽¹⁾	N <i>lbf</i>	800 <i>180</i>	1334 <i>300</i>	1334 <i>300</i>
Temperature range	°C °F	5 - 105 40 - 220	-40 - 93 -40 - 200	-40 - 118 -40 - 245
Belt weight m_b	kg/m ² <i>lb/sqft</i>	3.4 <i>0.70</i>	6.4 <i>1.03</i>	4.4 <i>0.91</i>
Standard belt color		gray/white	blue/off-white	dark gray

Belts are available in PP/PP+GR (PP rods) and PE (PE rods) materials for straight applications.

Additional belt colors and materials available.

Belt accessories

<p>Hold-down tabs</p>	<p>Inserts Note: Inserts may affect belt pull</p>	<p>Rollers Note: The use of rollers will change the turning radius to 3.5</p>	<p>Standard flights Standard flights are available in 1" and 2" heights. Standard flight indent is 1" or 3" from outside edge of belt</p>	<p>Side guards Side guards are available in standard 1" and 2" heights. Note: Side guards must be indented a minimum of 1" from outside edge of belt</p>

HabasiLINK®

IS610-R (Radius Flush Grid)



Disclaimer

Product Application Disclaimer (valid for ALL Habasi products and mentioned on all PDS)

This disclaimer is made by and on behalf of Habasi and its affiliated companies, directors, employees, agents and contractors (hereinafter collectively "HABASIT") with respect to the products referred to herein (the "Products"). SAFETY WARNINGS SHOULD BE READ CAREFULLY AND ANY RECOMMENDED SAFETY PRECAUTIONS BE FOLLOWED STRICTLY! Please refer to the Safety Warnings herein, in the Habasi catalogue as well as installation and operating manuals. All indications / information as to the application, use and performance of the Products are recommendations provided with due diligence and care, but no representations or warranties of any kind are made as to their completeness, accuracy or suitability for a particular purpose. The data provided herein are based on laboratory application with small-scale test equipment, running at standard conditions, and do not necessarily match product performance in industrial use. New knowledge and experience may lead to re-assessments and modifications within a short period of time and without prior notice.

EXCEPT AS EXPLICITLY WARRANTED BY HABASIT, WHICH WARRANTIES ARE EXCLUSIVE AND IN LIEU OF ALL OTHER WARRANTIES, EXPRESS OR IMPLIED, THE PRODUCTS ARE PROVIDED "AS IS". HABASIT DISCLAIMS ALL OTHER WARRANTIES, EITHER EXPRESS OR IMPLIED, INCLUDING, BUT NOT LIMITED TO, IMPLIED WARRANTIES OF MERCHANTABILITY, FITNESS FOR A PARTICULAR PURPOSE, NON-INFRINGEMENT, OR ARISING FROM A COURSE OF DEALING, USAGE, OR TRADE PRACTICE, ALL OF WHICH ARE HEREBY EXCLUDED TO THE EXTENT ALLOWED BY APPLICABLE LAW. BECAUSE CONDITIONS OF USE IN INDUSTRIAL APPLICATION ARE OUTSIDE OF HABASIT'S CONTROL, HABASIT DOES NOT ASSUME ANY LIABILITY CONCERNING THE SUITABILITY AND PROCESS ABILITY OF THE PRODUCTS, INCLUDING INDICATIONS ON PROCESS RESULTS AND OUTPUT.