

Main industry segments

Materials handling, packaging, automation and wood

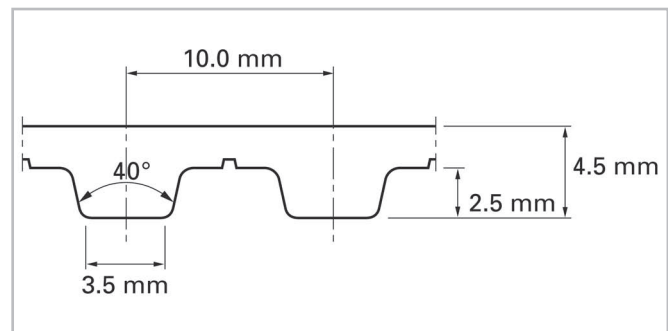

Belt applications

Large format printers, automatic gate and door entry systems, automatic vending machines, window opening devices, robotic positioning arms, pick-n-place transports, small parts conveying, XYZ axis drives, textile scanning, cutting and knitting machines, media and paper conveying, electronic assembly equipment, package conveying, wood panel conveying, fitness equipment

Description

Trapezoid teeth with a 40° tooth angle are spaced on 10 mm centers.

White thermoplastic polyurethane with 92 Shore A provides excellent wear resistance on the tooth side and protects the steel tensile member. Our material also provides high lubricity, which yields low noise and vibration meshing in and out of the drive pulley.



Sketch of basic shape according to DIN 7721

Belt data

Belt width, nominal		Admissible tensile force, open belt		Admissible tensile force, joined belt		Tensile force for 1% elongation		Mass of belt (belt weight)	
mm	inch	N	lbf	N	lbf	N	lbf	kg/m	lb/ft
10	0.39	800	180	400	90	2000	450	0.05	0.03
15	0.59	1200	270	600	135	3000	674	0.07	0.05
16	0.63	1410	317	705	158	3525	792	0.08	0.05
25	0.98	2200	495	1100	247	5500	1236	0.12	0.08

Belt width (max 150 mm / 6 inch): Possible **cutting widths** are multiples of the nominal belt width.

Minimum **number of teeth** of joined belt: 90

Minimum **length of joined belt**: 900 mm (35.4 inch)

Temperature range of matrix material: -30 to 80 °C (-22 to 176 °F)

The tensile force for 1% elongation (k1% static) per unit of width determines the stress-strain behavior of the belt. It defines the resulting strain if a certain stress is applied and vice versa. This value corresponds to the belt without joint.

The admissible tensile force of a running belt is defined by the strength of the joint or by the strength of the belt without joint. Habasit defines an admissible belt force (without joint) for all belts, which always corresponds to a belt elongation of 0.4%. Joined belts are calculated with half admissible force. Please contact Habasit for detailed information and calculations.

All data are approximate values under **standard climatic conditions**: 23 °C / 73 °F, 50% relative humidity (DIN 50005 / ISO 554), and are based on the Master Joining Method.

Belt options

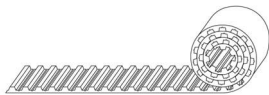
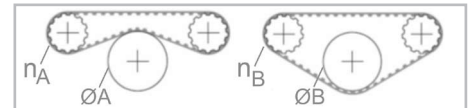
Description		ØA		n _A	ØB		n _B
		mm	inch		mm	inch	
Tooth side: unprocessed matrix material Conveying side: unprocessed matrix material	U U	60	2.36	20	60	2.36	12
Tooth side: unprocessed matrix material Conveying side: Polyamide 6 fabric, green	U PC	60	2.36	20	60	2.36	12
Tooth side: Polyamide 6 fabric, green Conveying side: unprocessed matrix material	PT U	60	2.36	20	60	2.36	12
Tooth side: Polyamide 6 fabric, green Conveying side: Polyamide 6 fabric, green	PT PC	60	2.36	20	60	2.36	12

For **detailed material properties and colors** (e.g. coefficient of friction, colors, etc.)

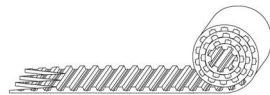
please contact your Habasit representative.

A = with counter flection

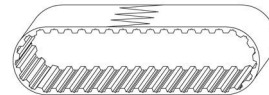
B = without counter flection



Open ended (O)



Prepared ends (P)



Joined endless (J)

Disclaimer

Product Application Disclaimer (valid for ALL Habasit products and mentioned on all PDS)

This disclaimer is made by and on behalf of Habasit and its affiliated companies, directors, employees, agents and contractors (hereinafter collectively "HABASIT") with respect to the products referred to herein (the "Products"). SAFETY WARNINGS SHOULD BE READ CAREFULLY AND ANY RECOMMENDED SAFETY PRECAUTIONS BE FOLLOWED STRICTLY! Please refer to the Safety Warnings herein, in the Habasit catalogue as well as installation and operating manuals. All indications / information as to the application, use and performance of the Products are recommendations provided with due diligence and care, but no representations or warranties of any kind are made as to their completeness, accuracy or suitability for a particular purpose. The data provided herein are based on laboratory application with small-scale test equipment, running at standard conditions, and do not necessarily match product performance in industrial use. New knowledge and experience may lead to re-assessments and modifications within a short period of time and without prior notice.

EXCEPT AS EXPLICITLY WARRANTED BY HABASIT, WHICH WARRANTIES ARE EXCLUSIVE AND IN LIEU OF ALL OTHER WARRANTIES, EXPRESS OR IMPLIED, THE PRODUCTS ARE PROVIDED "AS IS". HABASIT DISCLAIMS ALL OTHER WARRANTIES, EITHER EXPRESS OR IMPLIED, INCLUDING, BUT NOT LIMITED TO, IMPLIED WARRANTIES OF MERCHANTABILITY, FITNESS FOR A PARTICULAR PURPOSE, NON-INFRINGEMENT, OR ARISING FROM A COURSE OF DEALING, USAGE, OR TRADE PRACTICE, ALL OF WHICH ARE HEREBY EXCLUDED TO THE EXTENT ALLOWED BY APPLICABLE LAW. BECAUSE CONDITIONS OF USE IN INDUSTRIAL APPLICATION ARE OUTSIDE OF HABASIT'S CONTROL, HABASIT DOES NOT ASSUME ANY LIABILITY CONCERNING THE SUITABILITY AND PROCESS ABILITY OF THE PRODUCTS, INCLUDING INDICATIONS ON PROCESS RESULTS AND OUTPUT.