

Main industry segments

Materials handling and automation

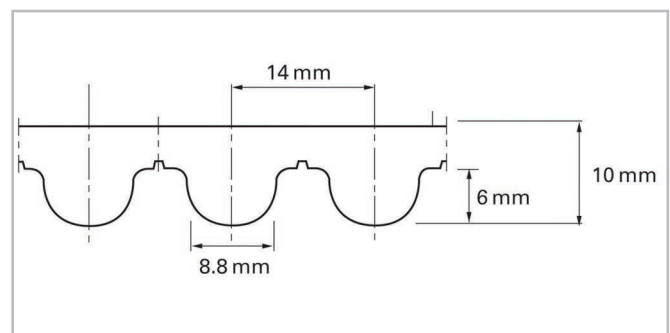
Belt applications

Metal stamping lines, overhead and vertical lifting, automated storage and retrieval systems, pallet handling, reciprocal conveyors, pick-n-place transports, heavy parts conveying, XYZ axis drives, wood panel conveying, brick and block conveying

Description

Curvilinear teeth are spaced on 14 mm centers.

Thermoplastic polyurethane with 92 Shore A provides excellent wear resistance on the tooth side and conveying side of the belt. High strength cords are encapsulated in the urethane to insure accurate meshing and efficient single or bi-directional movement. Our material also provides high lubricity, which yields low noise and vibration free meshing in and out of the drive pulley. Standard color is white, black is available on request.



Sketch of basic shape according to ISO 13050

Belt data

Belt width, nominal		Admissible tensile force, open belt		Admissible tensile force, joined belt		Tensile force for 1% elongation		Mass of belt (belt weight)	
mm	inch	N	lbf	N	lbf	N	lbf	kg/m	lb/ft
20	0.79	4000	900	2000	450	10000	2248	0.22	0.15
25	0.98	5000	1124	2500	562	12500	2810	0.28	0.19
30	1.18	6000	1349	3000	674	15000	3372	0.34	0.22
55	2.16	10973	2467	5486	1232	27431	6167	0.62	0.42
85	3.34	16898	3800	8448	1897	42243	9497	0.95	0.65

Belt width (max 150 mm / 6 inch): Possible **cutting widths** are multiples of the nominal belt width.

Minimum **number of teeth** of joined belt: 72

Minimum **length of joined belt**: 1008 mm (39.7 inch)

Temperature range of matrix material: -30 to 80 °C (-22 to 176 °F)

The tensile force for 1% elongation (k1% static) per unit of width determines the stress-strain behavior of the belt. It defines the resulting strain if a certain stress is applied and vice versa. This value corresponds to the belt without joint.

The admissible tensile force of a running belt is defined by the strength of the joint or by the strength of the belt without joint. Habasit defines an admissible belt force (without joint) for all belts, which always corresponds to a belt elongation of 0.4%. Joined belts are calculated with half admissible force. Please contact Habasit for detailed information and calculations.

All data are approximate values under **standard climatic conditions**: 23 °C / 73 °F, 50% relative humidity (DIN 50005 / ISO 554), and are based on the Master Joining Method.

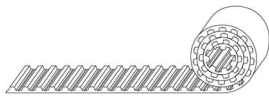
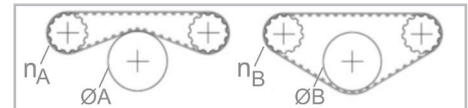
Belt options

Description		ØA		n _A	ØB		n _B
		mm	inch		mm	inch	
Tooth side: unprocessed matrix material Conveying side: unprocessed matrix material	U U	180	7.07	25	115	4.53	25
Tooth side: unprocessed matrix material Conveying side: Polyamide 6 fabric, green	U PC	180	7.07	25	115	4.53	25
Tooth side: Polyamide 6 fabric, green Conveying side: unprocessed matrix material	PT U	180	7.07	25	115	4.53	25
Tooth side: Polyamide 6 fabric, green Conveying side: Polyamide 6 fabric, green	PT PC	180	7.07	25	115	4.53	25

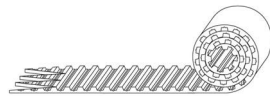
For **detailed material properties** (e.g. coefficient of friction, colors, etc) please contact your Habasit representative.

A = with counter flection

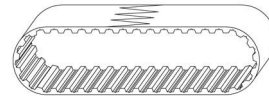
B = without counter flection



Open ended (O)



Prepared ends (P)



Joined endless (J)

Disclaimer

Product Application Disclaimer (valid for ALL Habasit products and mentioned on all PDS)

This disclaimer is made by and on behalf of Habasit and its affiliated companies, directors, employees, agents and contractors (hereinafter collectively "HABASIT") with respect to the products referred to herein (the "Products"). SAFETY WARNINGS SHOULD BE READ CAREFULLY AND ANY RECOMMENDED SAFETY PRECAUTIONS BE FOLLOWED STRICTLY! Please refer to the Safety Warnings herein, in the Habasit catalogue as well as installation and operating manuals. All indications / information as to the application, use and performance of the Products are recommendations provided with due diligence and care, but no representations or warranties of any kind are made as to their completeness, accuracy or suitability for a particular purpose. The data provided herein are based on laboratory application with small-scale test equipment, running at standard conditions, and do not necessarily match product performance in industrial use. New knowledge and experience may lead to re-assessments and modifications within a short period of time and without prior notice.

EXCEPT AS EXPLICITLY WARRANTED BY HABASIT, WHICH WARRANTIES ARE EXCLUSIVE AND IN LIEU OF ALL OTHER WARRANTIES, EXPRESS OR IMPLIED, THE PRODUCTS ARE PROVIDED "AS IS". HABASIT DISCLAIMS ALL OTHER WARRANTIES, EITHER EXPRESS OR IMPLIED, INCLUDING, BUT NOT LIMITED TO, IMPLIED WARRANTIES OF MERCHANTABILITY, FITNESS FOR A PARTICULAR PURPOSE, NON-INFRINGEMENT, OR ARISING FROM A COURSE OF DEALING, USAGE, OR TRADE PRACTICE, ALL OF WHICH ARE HEREBY EXCLUDED TO THE EXTENT ALLOWED BY APPLICABLE LAW. BECAUSE CONDITIONS OF USE IN INDUSTRIAL APPLICATION ARE OUTSIDE OF HABASIT'S CONTROL, HABASIT DOES NOT ASSUME ANY LIABILITY CONCERNING THE SUITABILITY AND PROCESS ABILITY OF THE PRODUCTS, INCLUDING INDICATIONS ON PROCESS RESULTS AND OUTPUT.